




COMMERCIAL DUMBWAITER

Delta

OPTIONS




LIGHT GRAY (S)



GALVANIZED STEEL (O)



STAINLESS STEEL (O)



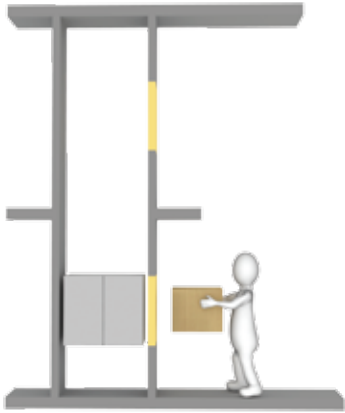
DARK GRAY (O)



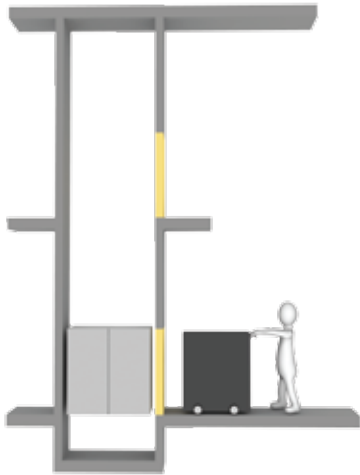
BLUE (O)



YELLOW (O)



COUNTER LOADING



FLOOR LOADING



ARRIVAL LIGHT



HALL CALLS




SLIDE UP DOORS



SWING DOORS

FREE STANDING



LIGHT GRAY (S)



WIRE MESH



STAINLESS
STEEL (O)



DARK GRAY (O)



BLUE (O)



YELLOW (O)





FREE STANDING FRAME




SKINNED FREE STANDING



SPECIFICATIONS



STYLE 1 ON/OFF SAME SIDE



STYLE 2 ON/OFF EITHER SIDE

TECHNICAL SPECIFICATIONS

Code: ASME A17.1 Capacity: 500 lbs (227kg) Speed: 40Fpm Max Cab Size: 12sq/ft Drive: Traction Operation: Automatic

Controller: Relay logic control Power: 240V- 1 phase/ 2 ph Emergency: E mergency stop Max Travel: 40ft (12.2m) Max # of Stops: 5